



The small machine for great ideas.

Don't miss that machine!

Decoration studios ⊕

Sign Shops ⊕

Prototypers ⊕

Hand crafters ⊕

Schools ⊕

Kindergardens ⊕

Technical education ⊕

and more

Foam Cutting Systems

POCKET CUTTER* PC Series



POCKET PC 10

*For Patent registered




Foam Cutting Systems GmbH

Pocket Cutter Your Advantages

1. Price and Service:

The Pocket Cutter is a fast, efficient but easy handling solution for a small price in best quality. Within quickest time it lets you manufacture computerized most diverse signs, letters logos and much more. Machine made designing is your high-quality capability and allows you to duplicate objects in shortest time. That is an enormous advantage opposite to manually manufactured shapes, letters and logos.



The PC 10 at manufacturing

2. Mobil and Flexible

The handy weight and the small transport dimensions allow you to carry the Pocket Cutter anywhere you need. To exhibition booths, shops, building sites or to home owners.

The Pocket Cutter can be used with a laptop anywhere, there is a smooth straight surface and electricity supply.

This mobility gives you certainly and enables a higher flexibility to your competitors. After work the device can be stored away easily in a (optional) suit-case or storage.

▼ Case for the pocket cutter (optional)



3. Small Investments fast Profit

The Pocket Cutter is one of the most inexpensive devices for computerized cutting of substantial letters, logos and ornamentals. The cutting tool is a 12 cm (5") long life wire by 0,1 mm (0.004") diameter. It will not be damaged in careful treatment.

4. Highest Product Quality and Innovative Technology

The Pocket Cutter cuts a very smooth outline. Caused by high-resolution micro step controller, precise transmission by ultramodern belts for accurate and slip-free movement. The durable however hair-thin wire supplies a cut of 0,5 mm (0.02") max.



▲ Detailed View of Pocket Cutter PC 10

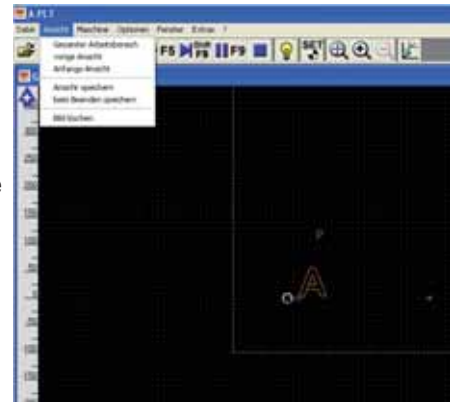


Foam Cutting Systems GmbH

www.foamcutter.de

5. Simple Use

The Pocket Cutter is equipped with its own software FoamCut OptimPro and FoamCut. The easy learning software works on the YSWYG - you-see-what-you-get principle. Simple use for manual moving of the machine control and design and program your own shapes to cut. You will cut .plt and .dxf files from any design software for example CorelDraw. The Pocket Cutter software contains ready-to-cut fonts (standard font Arial) and this enables you quick to cut letters and texts in adjustable size.



▲ The User Interface of software FoamCut 5.1



▲ The finished font

6. Reliable Data Communication

The Pocket Cutter receives its data over the proven printer interface. Just connect Pocket Cutter with your computer like a printer. This transmission secures an even run. Together with the modern operating system Windows XP or Windows 2000 is the guarantee for future-oriented equipment.

7. Futurable Data Formats

All usual vector formats for example. dwg, wmf, cdr. can be imported as data exchange format *.dxf, Our control software FoamCut 5.1 and cut optimizing program OptimPro 3.0 runs under the approved standard operating system Windows 2000, Windows XP.

8. Service for your Certainty

2 Years Warranty

We provide 2 year warranty for any parts, except of the expendable item, cutting wire. We justify warranty claims duly. In an unlikely case of unexpected problems we will replace parts at no charge, no shipping for retuning the damaged part. The Pocket Cutter is CE – Sign certified and fulfils usual European Union standards.

The Pocket Cutter PC 10 will delivered with software package No. 11. This software runs under Windows 2000, Windows XP.

Contents of Package:

OptimPro 3.0 in English or German
FoamCut 5.1 in English or German
Ready to cut font Arial
User Manual

FoamCut OptimPro 3.0:

„OPTIMPRO“ is software to prepare, optimize and simulate a cut job.

Controls of different kind can be accomplished.

Import Format:

HP/GL, *.plt; *.dxf, WMF or OVD file

Data from the following programs can be imported comfortably:

- Corel Draw
- Adobe Freehand
- AutoCAD and many more

Export Format:

HP/GL *.plt

Software Function:

Apart from built-in functions, like “open”, “save”, “copy”, “paste” and “close”, the program serves these useful functions:

- Duplicating (in fixed distances)
- Mirror (horizontal)
- Mirror (vertical)
- Turn (in degree 90, 180, 270)
- Shift (in X /Y direction to reference point)
- Specify Cutting Sequence
- Specify Starting Points
- Change Starting Points
- Change Size (absolutely or proportionally)
- Change Rotation Direction (cut direction)
- Connecting Lines
- Specify Cut-In Lines (i.e. in an 'A')
- Simulate Cut Job
- Information (for example total cut length)
- Various Indications and Views

FoamCut 5.1:

FoamCut is the software to control the machine with additional user-friendly functions. The main window is clearly arranged into status frame, tool bar and menu bar.

From the status screen you can see the current status of your project. Also you can change the cutting speed. In the window you'll find 3 preset cutting speeds for the appropriate materials.

Controls of different kind can be accomplished. The tool bar offers various tools for simple operating, i.e. to start, stop, open project, zoom view and more.

Imported Format: .plt

Controlled Axes: 2

Program Functions:

Main Menu File:

- Load the prepared file or ready to cut letters (Standard Font: Arial 200b) and/or graphic designs, rectangles, circles
- Programming tool
- Start and stop the cutting process

Main Menu View:

- View and delete your objects
- Change measures

Main Menu Machine:

- Switch Motors On or Off
- Move Single Axles
- Set the Zero Point
- Adjusting the Cutting Speed.

Main Menu Options:

- Start and Stop a Work Flow Simulation
- Adjust preferred Operating Parameters.

Our Innovation for Your Advantage:

The supplied software fulfils all requirements to a precise manufacturing in outstanding quality. It is easy-learning and user proven as well.

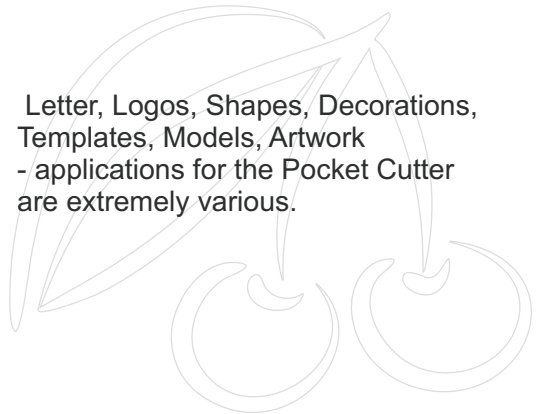
With FoamCut 5.1 you receive a complete ready to use alphabet.



Pocket Cutter Unlimited Possibilities for Large Ideas



▲ Animals for decorating and handcrafting



Letter, Logos, Shapes, Decorations, Templates, Models, Artwork - applications for the Pocket Cutter are extremely various.

▼ The Pocket Cutter in use for Trade Shows




▲ Deco Bear from EPS (Styrofoam)

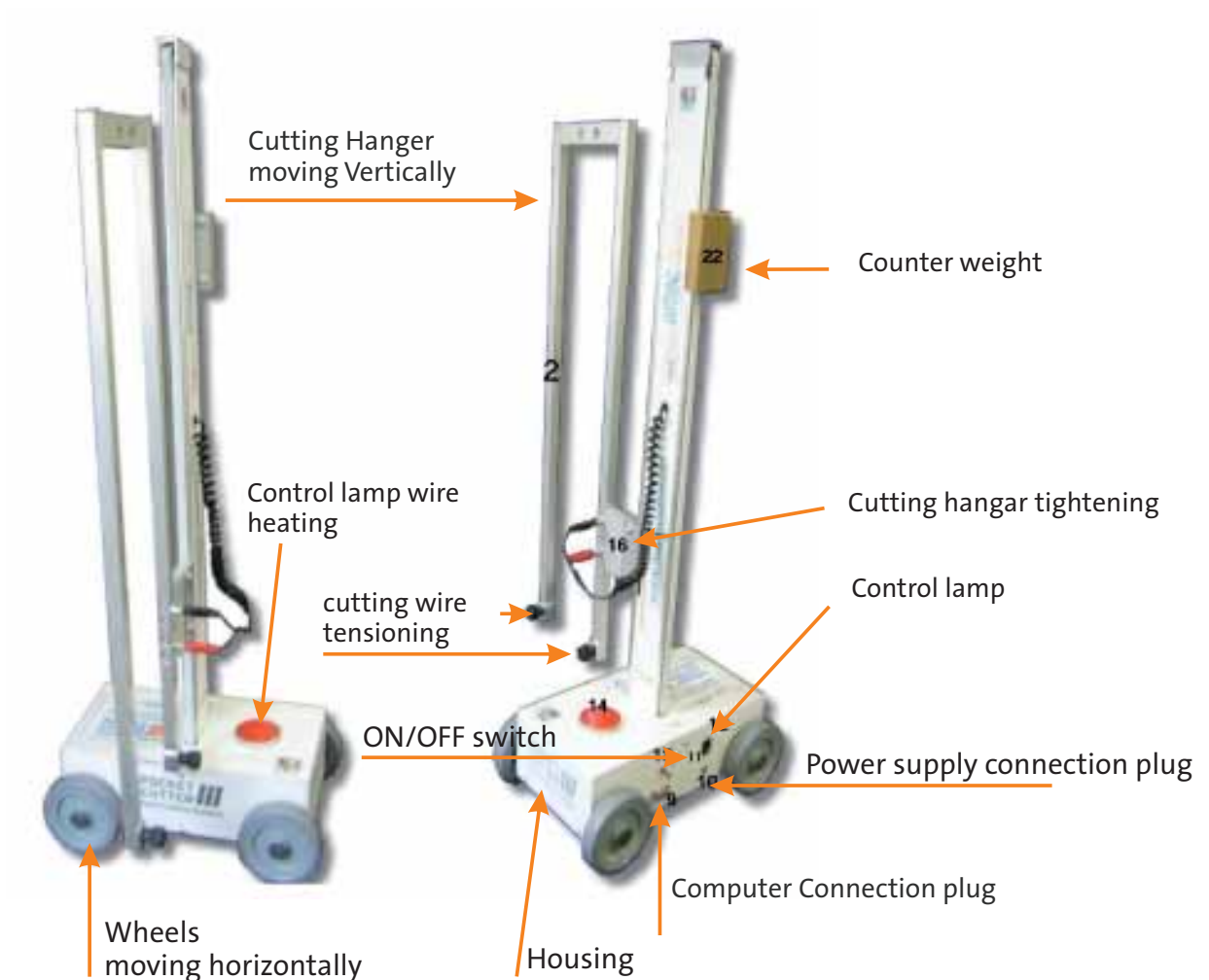


3-dimensional Seasonal deco

▼ Efficient Lettering and Logo Proceeding with the Pocket Cutter



Pocket Cutter The machine



Pocket Cutter That parts will be included



1. Pocket Cutter PC10, Basic Device, 1 unit
2. Cutting Hanger, Attachment 670x220x40 mm, 1 piece
3. Power Supply P: 100-230V S: 15-24 V DC 3A
4. Connection Cable, 28 pole female on 9 pole male, 1 piece
5. Long Life Cutting Wire, 0.1mm hardened CrNiFe, 2m/ 6"
6. Allen key, 4 mm female hexagon, 1 piece
7. Software Pack 10 including FoamCut 5.1, OptimPro 3.0
1 Alphabet Standard Font Arial, user manual in English or German
8. USB Dongle, Software Activation, 1 piece



Pocket Cutter The cutting materials

Styrodur (XPS = Extruded Polystyrene Foam)

Also called perimeter plate. These are provided in hand crafter stores, at home depot etc. This material is appropriate in particular for high-quality paint-able letters and signs.

Styrofoam (EPS = Expanded Polystyrene Foam)

Available in different thicknesses in hand crafter stores, at home depot etc. As Well suitably for templates, forms and decoration parts, lower-priced than XPS.

Expanded Polypropylene foam (EPP)

Flexible and don't break. Essentially it is taken for packaging purposes.

Extruded Polypropylene (XPP)

Often sold as thin rolled plates. Taken for packaging purposes as well, it is stuck together in layers.



Pocket Cutter Tecnical Data

Measurements Width x Hight x Depth

Machine Measurements with Hanger 880 x 370 x 350 mm (35"x14"x13")

Machine Measurements without Hanger 880 x 220 x 350 mm (35"x8"x13")

Max. size 1320 x 370 x 350 mm (52"x14"x13")

Total weight of machine (without power supply) 6 kg (13 pound)

Guidance of cutting hanger precision glider in aluminum rails

Work Size of System

Height max. 600 mm (24")

Weight max. 120 mm (5")

Length max. 1500 mm (60") depending on cable length

Power Supply

Primary 100 - 220 V

Secondary 15 - 24 V 3 A DC

Hot Wire Heating

Power Supply 12 V / 0.5 A

Wire Diameter 0.1 mm (0.004")

Software

Software Pack 11

Operating System Windows XP / NT / 2000

FoamCut Software OptimPro 3.0 / FoamCut 5.1 (2 axes)

Registration USB - stick

Motors

Micro step motors for the axes 200 steps

micro steps by controller 64/128

Driving speed of device max. 20 mm / second (0.8" / second)

Cutting speed max. 15 mm / second in EPS 15 kg (0.6" / second in 0.5 pound foam)

dependents on material density

Number of micro step motors 2

Power of stepper motors 1 ampere

Control transmission via parallel printer port

Angaben ohne Gewähr

MobilCutter MC-Series:

The Practical Model for Starters

• Profi-Serie:

Zuverlässiger Konturenschneider mit viel Zubehör für vielfältige professionelle Anwendungen

SuperCutter SC-Series:

Sensational, 2D Cutting and 3D Milling in one System

Turn Table Machine TT 800:

Complete System for making 3D rotation-symmetric shapes, columns, arcs and more

Customized Machines: for Special Applications

Maschine system Profi EDD



Decoration Element Height 2.0 m, 6" produced with Professional EDD




3D Fräsen mit dem Supercut Schneid- und Fräscenter



- **Shredder ATS 600:** hot wire material breakup
- **ST-Series:** manually operated Cutting Tables and cutting Wall
- **Accessories:** Multi wire Unit, Shape Wire Holder, Turn Table, Hole Puncher, Turning Lathe
- **Cutting Wires:** High Speed long life Wires in different diameters and rectangle size
- **Software:** Upgrades, 3D Control and Design Software, 3D Libraries
- **Training Courses and Service:** Software User Trainings, Set-Up and Installation

Your local dealer:



Foam Cutting Systems GmbH Bergweg 7, 04356 Leipzig / Germany
 fon: +49 (341) 5217473 fax: +49 (341) 5212479
 web:www.foamcutter.de mail:info@foamcutter.de
 www.pocketcutter.de